


excelsior[®]
washrooms for all environments

Excelsior Locker Range

WASHROOMS FOR ALL ENVIRONMENTS





Excelsior Select PLUS Lockers

Panel Specifications:

Locker Bodies: Manufactured from 18mm Melamine Faced Chipboard with 2mm ABS to seen edges.

Doors: Natural Hardwood Veneers bonded 2 sides onto 18mm MR MDF with pre-lipped hardwood edges.

Shelving: As Locker Bodies

Standard Dimensions Available:

Widths: 300mm, 400mm & 450mm 'Z' Type
(Bespoke widths available at additional cost)

Depths: 450mm & 500mm
(Bespoke depths available at additional cost)

Height: 1800mm (Bespoke heights available at additional cost)

Fittings / Ironmongery:

Hinges: Heavy Duty Blum Type Cabinet Hinge with clip on action.

Assembly: CNC drilled components with Cam and Dowel fixings

Locking options: Cam Lock with 2 keys as standard and number disc to door (coin return, digital, combination, hasp and staple also available upon request).

Excelsior Select Lockers

Panel Specifications:

Locker Bodies: Manufactured from 18mm Melamine Faced Chipboard with 2mm ABS to seen edges.

Doors: High Pressure Laminate bonded 2 sides onto 18mm MR MDF with 2mm ABS edges.

Shelving: As Locker Bodies

Standard Dimensions Available:

Widths: 300mm, 400mm & 450mm 'Z' Type
(Bespoke widths available at additional cost)

Depths: 450mm & 500mm
(Bespoke depths available at additional cost)

Height: 1800mm (Bespoke heights available at additional cost)


Fittings / Ironmongery:

Hinges: Heavy Duty Blum Type Cabinet Hinge with clip on action.

Assembly: CNC drilled components with Cam and Dowel fixings

Locking options: Cam Lock with 2 keys as standard and number disc to door (coin return, digital, combination, hasp and staple also available upon request).

Veneer




1. Natural veneer to both faces.
2. MR MDF core.

Colour Selection: Excelsior Preferred Hardwood Veneer Species Selections (Walnut, Oak, Beech and Ash as standard)

Special Notes: Bespoke locker plinths can be manufactured to suit individual requirements at an additional cost.
Integral and Complementary Benching available upon request.

HPL - High Pressure Laminate



1. Protective overlay for printed decors.
2. Decorative paper impregnated with melamine resin.
3. Layers of kraft paper impregnated with phenolic resin, to be bonded onto MR core.

Colour Selection: Excelsior Preferred Cubicle & Washroom HPL Colour Selections.

Special Notes: Bespoke locker plinths can be manufactured to suit individual requirements at an additional cost.
Integral and Complementary Benching available upon request.



Excelsior HydroSun Lockers

Panel Specifications:

Locker bodies are manufactured from 1.2mm thick Aluminium Sheet and 12mm Solid Grade Laminate doors.

Door Framework: Aluminium Extrusion

Shelf Dividers : 1.2mm thick Aluminium

Fittings:

Locking options: Cam Lock with 2 keys as standard and number disc to door (Ojmar or Assa coin locks, Digi locks, Hasp locks and many other available upon request).

Hinges: Self closing Stainless Steel. (2 Nr. Sprung hinge)

Standard Sizes Available:

Widths Available: 300mm, 350mm & 400mm

Depths Available: 500mm

Heights Available: 1800mm

Available in Single Tier, 2, 3 4 & 6 Tier & Z type configuration configurations

Colours: Excelsior Preferred Cubicle and Washroom SGL colour selections

Body Material: Aluminium

Door Colours: Selection from Excelsior preferred washroom and Cubicle SGL ranges.



Excelsior Pure SGL Metal Lockers

Panel Specifications:

Locker bodies are manufactured from 1.0mm thick Aluminium Sheet and 12mm Solid Grade Laminate doors.

Door Framework: Anodised Aluminium Extrusion

Shelf Dividers: Anodised Aluminium

Fittings:

Locking options: Cam Lock with 2 keys as standard and number disc to door (coin return, digital, combination, hasp and staple also available upon request).

Hinges: Self closing Stainless Steel. (1 Nr. Spring/Pair)

Standard Sizes Available:

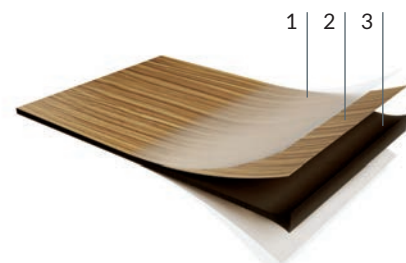
Widths Available: 300mm, 400mm & 450mm 'Z' Type

Depths Available: 450mm

Heights Available: 1800mm

Available in Single, 2 Tier, 3 Tier & 4 Tier configurations

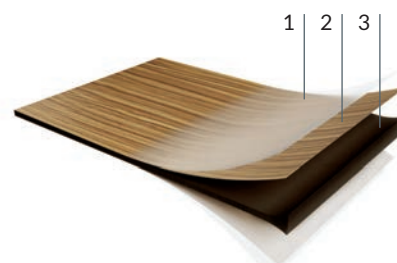
SGL - Compact Solid Grade Laminate



1. Protective overlay for printed decors.
2. Decorative paper on both sides impregnated with melamine resin.
3. Multiple layers of kraft paper impregnated with phenolic resin, to form a rigid exposed core with a radiused, polished edge.

Special Notes: 150mm high metal powder coated stands (silver grey) c/w adjustable feet available upon request.
Integral Hydroline Benching available upon request.

SGL - Compact Solid Grade Laminate



1. Protective overlay for printed decors.
2. Decorative paper on both sides impregnated with melamine resin.
3. Multiple layers of kraft paper impregnated with phenolic resin, to form a rigid exposed core with a radiused, polished edge.

Special Notes: 150mm high metal powder coated stands (silver grey) c/w adjustable feet available upon request.
Integral Benching available upon request.

Excelsior Pure Metal Lockers

Panel Specifications:

Lockers are manufactured from 0.7mm thick mild steel carcass and 0.9mm thick mild steel doors.

All bodies are manufactured in accordance with BS4680:1996.

Fittings:

Locking options: Cam Lock with 2 keys as standard and number disc to door (coin return, digital, combination, hasp and staple also available upon request).

Hinges: Steel Pin Butt Hinges

Standard Configurations:

Single tier lockers include top shelf and double coat hook.

Two tier lockers include dividing shelf and double coat hooks.

Three/ Four/ Five/ Six tier lockers include dividing shelves.

Colour Selections:

Body Colours: Silver Grey or Black.

Door Colours: Red, Blue, Yellow, Green, Black.

Standard Sizes Available:

Widths Available: 305mm, 380mm & 460mm x 1780mm High

Depths Available: 305mm, 380mm & 460mm

Special Notes: 150mm high metal powder coated stands (silver grey) c/w adjustable feet available upon request.

Integral Benching available upon request.



From creation to installation... you can rest assured

Excelsior have undertaken the manufacture, supply and installation of bespoke washroom products in all washroom environments since 1978. We have a wide selection of safe, attractive and reliable systems to suit all applications, from Nursery Schools right through to Leisure Centres and Hospitals.

excelsior[®]
washrooms for all environments

Excelsior Panelling Systems Ltd

Unit 2, Woodside Industrial Estate, Pedmore Road, Dudley, West Midlands, DY2 0RL

Tel: +44 (0)1384 267770 **Fax:** +44 (0)1384 482127

E-mail: enquiries@excelsiorps.co.uk **Web:** www.excelsior-cubicles.co.uk

