



# Modesty Panelling Range

At Excelsior we offer a full range of modesty / privacy panels to match or contrast with your cubicle and vanity range.

Modesty panelling comes in differing configurations and covers a multitude of functionalities.


Washroom modesty panelling provides a practical and functional choice for concealing users within a washroom or providing privacy to individuals at urinal stations.

The smooth finish of the panels provides a hygienic and easy to clean surface.


As with all our systems the core material is paramount and must be suitable for its intended environment.

We offer High Pressure Laminate, Compact Density Fibre Board & Solid Grade Laminate. With almost 40 years manufacturing in the industry our team are experts in advising customers on the most suitable material for the intended use.

All of our modesty panel assemblies are bespoke manufactured to suit individual requirements.




## SGL Compact Solid Grade Laminate




1. Protective overlay for printed decors.
2. Decorative paper on both sides impregnated with melamine resin.
3. Multiple layers of kraft paper impregnated with phenolic resin, to form a rigid exposed core with a radiused, polished edge.

## HPL High Pressure Laminate



1. Protective overlay for printed decors.
2. Decorative paper impregnated with melamine resin.
3. Layers of kraft paper impregnated with phenolic resin, to be bonded onto MR core.

## MFC Melamine Faced Chipboard



1. Decorative paper on both sides impregnated with melamine resin.
2. Chipboard core.

# Modesty Panelling Specifications

## Mariner 12mm SGL Range Modesty Panelling

### Specifications

#### Panel Specification:

- 12mm Compact Solid Grade Laminate
- Black core radius & polished edge finish
- Panels split to suit sanitaryware

#### System Support

- SAA Division U-Channel
- Leg 150mm - Ref: EXL-A150
- Support Post
- 

## Select 20mm HPL Range Modesty Panelling

### Specifications

#### Panel Specification:

- High Pressure Laminate PUR bonded onto 18mm MR MDF with 2mm ABS edges

#### System Support:

- SAA Division U-Channel
- Leg 150mm - Ref: EXL-A150
- Support Post

## Option 19mm MFC Range Modesty Panelling

### Specifications

#### Panel Specification:

- 19mm Melamine Faced Chipboard
- Matching or contrasting 2mm ABS edge finish

#### System Support:

- SAA Division U-Channel
- Leg 150mm - Ref: EXL-A150
- Support Post

# BIM Objects - Typical Layout

## Downloadable BIM Objects

Our BIM Families are a time saving development with fully functional parametric objects. This highly acclaimed 3D model-based process is specifically designed for Infrastructure and Building projects. It offers many benefits to owners that enable simplicity for project management.

- Visualisation of designs
- Simulation of multiple design ideas
- Productivity improvement
- Analysing and testing of application and performance



BIM enables collaborative working; management of information as 'one team' within a digital model holding all the information required to design and construct the project from conception to completion.

If you would like to register and download our BIM families please visit our website [www.excelsior-cubicles.co.uk/bim-objects](http://www.excelsior-cubicles.co.uk/bim-objects)



## From creation to installation... you can rest assured

Excelsior have undertaken the manufacture, supply and installation of bespoke washroom products in all washroom environments since 1978. We have a wide selection of safe, attractive and reliable systems to suit all applications, from Nursery Schools right through to Leisure Centres and Hospitals.

**excelsior**<sup>®</sup>  
washrooms for all environments

Excelsior Panelling Systems Ltd  
Unit 2, Woodside Industrial Estate, Pedmore Road, Dudley, West Midlands, DY2 0RL

Tel: +44 (0)1384 267770 Fax: +44 (0)1384 482127  
E-mail: [enquiries@excelsiorps.co.uk](mailto:enquiries@excelsiorps.co.uk) Web: [www.excelsior-cubicles.co.uk](http://www.excelsior-cubicles.co.uk)